













# SPOTlight: School Year 2022-2023

Independence Charter School			
School Code	3341	Principal Name	Kristen Long
Sector	Charter	Address	1600 Lombard St
Network	Charters	Phone	215 238 8000
Report Type	K 8 School	Admission Category	Citywide
Receives HS Report	No	October 1 Enrollment	782
Grades in Report	K 8		
Website	independencecharter.org		

## School Performance Outcomes Table

CONDITIONS FOR SUCCESS				
Metric Name	2021-22 Results	2022-23 Results	2022-23 Progress	Metric Description
Student Attendance	80.2%	82.8%	+2.6 %-pts 	Percentage of students attending 90% or more of instructional days
Teacher Attendance	Not Applicable			Percentage of teachers attending 90% or more of work days
Student Dropouts (Grades 7-8)	0	0	+0 	Number of students no longer enrolled, and who did not transfer or graduate

ACADEMIC GOALS						
Metric Name	2021-22 Results	2022-23 Results	2022-23 Progress	2021-22 Results	2022-23 Results	2022-23 Progress
<b>Goals 1-3: Grades 3-8</b>	<b>PSSA/PASA Proficient or Advanced</b>			<b>PSSA/PASA Below Basic</b>		
Grade 3 Reading	51.2%	51.1%	-0.1 %-pts 	21.9%	14.8%	-7.1 %-pts 
Grade 3 - 8 Reading	50.1%	50.6%	+0.5 %-pts 	14.6%	13.4%	-1.2 %-pts 
Grade 3 Math	33.7%	37.5%	+3.8 %-pts 	36.1%	30.7%	-5.4 %-pts 
Grade 3 - 8 Math	33.5%	43.3%	+9.8 %-pts 	37.5%	27.3%	-10.2 %-pts 
Grade 4 and 8 Science	60.4%	69.3%	+8.9 %-pts 	19.5%	7.3%	-12.2 %-pts 

All SPOTlight indicator colors are based on unrounded changes in results. Percentage point changes are rounded to the nearest tenth for display.

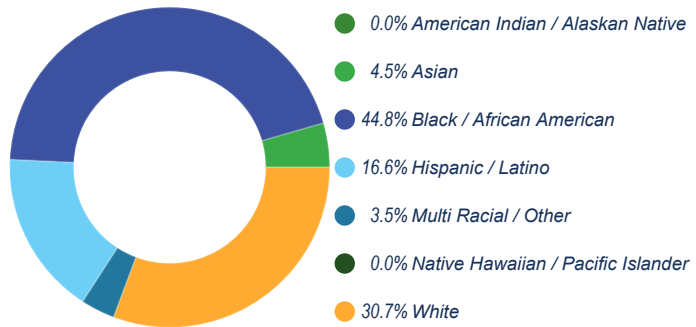
SPOTlight Legend:	Improving 	Maintaining 	Not Improving 
-------------------	---	--	---

# Independence Charter School

## 2022-2023 SCHOOL PROGRESS REPORT ON EDUCATION AND EQUITY

School Code | 3341 Sector | Charter Network | Charters  
 Principal Name | Kristen Long Address | 1600 Lombard St  
 Phone | 215-238-8000 Website | independencecharter.org  
 Report Type | K-8 School Grades in Report | K-8  
 Admissions Category | Citywide Receives HS Report | No  
 Oct 1 Enrollment | 782

### Student Enrollment and Demographics



<b>790</b> # of Students Served Over the Full Year	<b>19.7%</b> % of Students with IEPs
<b>7.2%</b> % of Students Identified as English Learners	<b>57.2%</b> % of Students Identified as Economically Disadvantaged

### Student Attendance

<b>55.2%</b> % of Students Attending at Least 95% of Instructional Days	<b>82.8%</b> % of Students Attending at Least 90% of Instructional Days
--	--

Score Level	Performance	Improvement	Level
<b>Not Applicable for 2022-2023</b>			
<b>Performance</b> Insufficient Data for Score	<b>Black / African American</b>		
	Insufficient Data for Score	<b>70.0%</b>	NA
	<b>Hispanic / Latino</b>		
<b>Improvement</b> Improving in 10 out of 13 Eligible Metrics	<b>Multi Racial / Other</b>		
	Insufficient Data for Score	<b>100.0%</b>	NA
	<b>White</b>		
<b>Goal Performance (All Students)</b>			
<b>GOAL 1   PSSA ELA: % of Students Proficient or Advanced, Grades 3-8</b>			
<b>Score: 50.6%</b>			
<b>GOAL 2   PSSA ELA: % of Students Proficient or Advanced, Grade 3</b>			
<b>Score: 51.1%</b>			
<b>GOAL 3   PSSA Math: % of Students Proficient or Advanced, Grades 3-8</b>			
<b>Score: 43.3%</b>			
<ul style="list-style-type: none"> <li>Improving</li> <li>Not Improving</li> </ul>		<ul style="list-style-type: none"> <li>Maintaining</li> <li>Not Applicable</li> </ul>	
<b>English Learners</b>			
Insufficient Data for Score	Insufficient Data for Score	NA	
<b>Students with IEPs</b>			
Insufficient Data for Score	<b>66.7%</b>	NA	
<b>Economically Disadvantaged</b>			
Insufficient Data for Score	<b>50.0%</b>	NA	

# Climate, Culture & Opportunity

## Conditions for Success

School Code | 3341 School Name | Independence Charter School

### % of Students Attending 90%+ of Days

#### All Students

790 Students

Score: 82.8%



IMPROVING

+2.6 From Prior Year



### % of Students Attending

Greater Than 95% of Instructional Days

55.2%

90-95% of Instructional Days

27.6%

85-90% of Instructional Days

9.2%

80-85% of Instructional Days

5.2%

Less than 80% of Instructional Days

2.8%

### Number of Dropouts

#### All Students

Grades 7-8

Students: 0

IMPROVING

+0.0 From Prior Year



### % of Students Receiving Zero Out-of-School Suspensions

#### All Students

790 Students

Score: 98.5%



MAINTAINING

-0.1 From Prior Year



\* Schools that are performing at the most positive value for a metric automatically receive a label of "Improving", even if no change in performance occurred.

# Climate, Culture & Opportunity

## Conditions for Success

School Code | 3341 School Name | Independence Charter School

**% of Teachers Attending 90%+ of Days**

**Additional Teacher Metrics**

**All Teachers**

**Not Applicable**

**Data Unavailable**  
% of Teachers Rated as  
Distinguished

**Data Unavailable**  
% of Teachers Rated as  
Proficient

**Data Unavailable**  
Year-to-Year Teacher  
Retention

*\* Schools that are performing at the most positive value for a metric automatically receive a label of "Improving", even if no change in performance occurred.*

# Reading: Every Student Reads On or Above Grade Level

## Goal 1 - PSSA Reading Proficiency, Grades 3-8

School Code | 3341 School Name | Independence Charter School

PSSA ELA: % of Students Proficient or Advanced, Grades 3-8	PSSA ELA: % of Students Below Basic, Grades 3-8
<b>All Students</b> 238 out of 470 Students <b>Score: 50.6%</b> <div style="display: flex; align-items: center; gap: 10px;"> <div style="background-color: #ffc107; border-radius: 10px; padding: 5px 10px;">MAINTAINING</div> <div style="text-align: right;">+0.5 From Prior Year</div> <div style="background-color: #ffc107; border-radius: 50%; width: 20px; height: 20px; display: flex; align-items: center; justify-content: center;">—</div> </div>	<b>All Students</b> 63 out of 470 Students <b>Score: 13.4%</b> <div style="display: flex; align-items: center; gap: 10px;"> <div style="background-color: #28a745; border-radius: 10px; padding: 5px 10px;">IMPROVING</div> <div style="text-align: right;">-1.2 From Prior Year</div> <div style="background-color: #28a745; border-radius: 50%; width: 20px; height: 20px; display: flex; align-items: center; justify-content: center;">✓</div> </div>
<b>Black / African American</b> 60 out of 202 Students <b>Score: 29.7%</b> <div style="display: flex; align-items: center; gap: 10px;"> <div style="background-color: #dc3545; border-radius: 10px; padding: 5px 10px;">NOT IMPROVING</div> <div style="text-align: right;">-1.2 From Prior Year</div> <div style="background-color: #dc3545; border-radius: 50%; width: 20px; height: 20px; display: flex; align-items: center; justify-content: center;">✗</div> </div>	<b>Black / African American</b> 49 out of 202 Students <b>Score: 24.3%</b> <div style="display: flex; align-items: center; gap: 10px;"> <div style="background-color: #28a745; border-radius: 10px; padding: 5px 10px;">IMPROVING</div> <div style="text-align: right;">-1.0 From Prior Year</div> <div style="background-color: #28a745; border-radius: 50%; width: 20px; height: 20px; display: flex; align-items: center; justify-content: center;">✓</div> </div>
<b>Hispanic / Latino</b> 50 out of 115 Students <b>Score: 43.5%</b> <div style="display: flex; align-items: center; gap: 10px;"> <div style="background-color: #28a745; border-radius: 10px; padding: 5px 10px;">IMPROVING</div> <div style="text-align: right;">+3.2 From Prior Year</div> <div style="background-color: #28a745; border-radius: 50%; width: 20px; height: 20px; display: flex; align-items: center; justify-content: center;">✓</div> </div>	<b>Hispanic / Latino</b> 11 out of 115 Students <b>Score: 9.6%</b> <div style="display: flex; align-items: center; gap: 10px;"> <div style="background-color: #28a745; border-radius: 10px; padding: 5px 10px;">IMPROVING</div> <div style="text-align: right;">-4.7 From Prior Year</div> <div style="background-color: #28a745; border-radius: 50%; width: 20px; height: 20px; display: flex; align-items: center; justify-content: center;">✓</div> </div>
<b>Multi Racial / Other</b> 15 out of 20 Students <b>Score: 75.0%</b> <div style="display: flex; align-items: center; gap: 10px;"> <div style="background-color: #28a745; border-radius: 10px; padding: 5px 10px;">IMPROVING</div> <div style="text-align: right;">+2.6 From Prior Year</div> <div style="background-color: #28a745; border-radius: 50%; width: 20px; height: 20px; display: flex; align-items: center; justify-content: center;">✓</div> </div>	<b>Multi Racial / Other</b> 2 out of 20 Students <b>Score: 10.0%</b> <div style="display: flex; align-items: center; gap: 10px;"> <div style="background-color: #dc3545; border-radius: 10px; padding: 5px 10px;">NOT IMPROVING</div> <div style="text-align: right;">+3.1 From Prior Year</div> <div style="background-color: #dc3545; border-radius: 50%; width: 20px; height: 20px; display: flex; align-items: center; justify-content: center;">✗</div> </div>
<b>White</b> 96 out of 112 Students <b>Score: 85.7%</b> <div style="display: flex; align-items: center; gap: 10px;"> <div style="background-color: #28a745; border-radius: 10px; padding: 5px 10px;">IMPROVING</div> <div style="text-align: right;">+4.8 From Prior Year</div> <div style="background-color: #28a745; border-radius: 50%; width: 20px; height: 20px; display: flex; align-items: center; justify-content: center;">✓</div> </div>	<b>White</b> 1 out of 112 Students <b>Score: 0.9%</b> <div style="display: flex; align-items: center; gap: 10px;"> <div style="background-color: #ffc107; border-radius: 10px; padding: 5px 10px;">MAINTAINING</div> <div style="text-align: right;">-0.8 From Prior Year</div> <div style="background-color: #ffc107; border-radius: 50%; width: 20px; height: 20px; display: flex; align-items: center; justify-content: center;">—</div> </div>
<b>American Indian / Alaskan Native</b> Insufficient Sample	<b>American Indian / Alaskan Native</b> Insufficient Sample
<b>Asian</b> 17 out of 21 Students <b>Score: 81.0%</b> <div style="display: flex; align-items: center; gap: 10px;"> <div style="background-color: #ffc107; border-radius: 10px; padding: 5px 10px;">MAINTAINING</div> <div style="text-align: right;">-0.9 From Prior Year</div> <div style="background-color: #ffc107; border-radius: 50%; width: 20px; height: 20px; display: flex; align-items: center; justify-content: center;">—</div> </div>	<b>Asian</b> 0 out of 21 Students <b>Score: 0.0%</b> <div style="display: flex; align-items: center; gap: 10px;"> <div style="background-color: #28a745; border-radius: 10px; padding: 5px 10px;">IMPROVING</div> <div style="text-align: right;">+0.0 From Prior Year</div> <div style="background-color: #28a745; border-radius: 50%; width: 20px; height: 20px; display: flex; align-items: center; justify-content: center;">✓</div> </div>
<b>Native Hawaiian / Pacific Islander</b> Insufficient Sample	<b>Native Hawaiian / Pacific Islander</b> Insufficient Sample
<b>English Learners</b> 10 out of 39 Students <b>Score: 25.6%</b> <div style="display: flex; align-items: center; gap: 10px;"> <div style="background-color: #28a745; border-radius: 10px; padding: 5px 10px;">IMPROVING</div> <div style="text-align: right;">+1.5 From Prior Year</div> <div style="background-color: #28a745; border-radius: 50%; width: 20px; height: 20px; display: flex; align-items: center; justify-content: center;">✓</div> </div>	<b>English Learners</b> 6 out of 39 Students <b>Score: 15.4%</b> <div style="display: flex; align-items: center; gap: 10px;"> <div style="background-color: #dc3545; border-radius: 10px; padding: 5px 10px;">NOT IMPROVING</div> <div style="text-align: right;">+1.6 From Prior Year</div> <div style="background-color: #dc3545; border-radius: 50%; width: 20px; height: 20px; display: flex; align-items: center; justify-content: center;">✗</div> </div>
<b>Students with IEPs</b> 25 out of 112 Students <b>Score: 22.3%</b> <div style="display: flex; align-items: center; gap: 10px;"> <div style="background-color: #dc3545; border-radius: 10px; padding: 5px 10px;">NOT IMPROVING</div> <div style="text-align: right;">-9.8 From Prior Year</div> <div style="background-color: #dc3545; border-radius: 50%; width: 20px; height: 20px; display: flex; align-items: center; justify-content: center;">✗</div> </div>	<b>Students with IEPs</b> 37 out of 112 Students <b>Score: 33.0%</b> <div style="display: flex; align-items: center; gap: 10px;"> <div style="background-color: #dc3545; border-radius: 10px; padding: 5px 10px;">NOT IMPROVING</div> <div style="text-align: right;">+1.9 From Prior Year</div> <div style="background-color: #dc3545; border-radius: 50%; width: 20px; height: 20px; display: flex; align-items: center; justify-content: center;">✗</div> </div>
<b>Economically Disadvantaged</b> 104 out of 284 Students <b>Score: 36.6%</b> <div style="display: flex; align-items: center; gap: 10px;"> <div style="background-color: #28a745; border-radius: 10px; padding: 5px 10px;">IMPROVING</div> <div style="text-align: right;">+1.0 From Prior Year</div> <div style="background-color: #28a745; border-radius: 50%; width: 20px; height: 20px; display: flex; align-items: center; justify-content: center;">✓</div> </div>	<b>Economically Disadvantaged</b> 56 out of 284 Students <b>Score: 19.7%</b> <div style="display: flex; align-items: center; gap: 10px;"> <div style="background-color: #ffc107; border-radius: 10px; padding: 5px 10px;">MAINTAINING</div> <div style="text-align: right;">-0.6 From Prior Year</div> <div style="background-color: #ffc107; border-radius: 50%; width: 20px; height: 20px; display: flex; align-items: center; justify-content: center;">—</div> </div>

\* Schools that are performing at the most positive value for a metric automatically receive a label of "Improving", even if no change in performance occurred.

# Reading: Every Student Reads On or Above Grade Level

## Goal 2 - PSSA Reading Proficiency, Grade 3

School Code | 3341 School Name | Independence Charter School

PSSA ELA: % of Students Proficient or Advanced, Grade 3	PSSA ELA: % of Students Below Basic, Grade 3
<b>All Students</b> <i>45 out of 88 Students</i> <b>Score: 51.1%</b> <div style="display: flex; align-items: center; gap: 10px;"> <div style="background-color: #ffc107; border-radius: 10px; padding: 5px 10px;">MAINTAINING</div> <div style="text-align: center;">-0.1 From Prior Year</div> <div style="background-color: #ffc107; border-radius: 50%; width: 20px; height: 20px; display: flex; align-items: center; justify-content: center;">—</div> </div>	<b>All Students</b> <i>13 out of 88 Students</i> <b>Score: 14.8%</b> <div style="display: flex; align-items: center; gap: 10px;"> <div style="background-color: #28a745; border-radius: 10px; padding: 5px 10px;">IMPROVING</div> <div style="text-align: center;">-7.1 From Prior Year</div> <div style="background-color: #28a745; border-radius: 50%; width: 20px; height: 20px; display: flex; align-items: center; justify-content: center;">✓</div> </div>
<b>Black / African American</b> <i>16 out of 46 Students</i> <b>Score: 34.8%</b> <div style="display: flex; align-items: center; gap: 10px;"> <div style="background-color: #dc3545; border-radius: 10px; padding: 5px 10px;">NOT IMPROVING</div> <div style="text-align: center;">-5.7 From Prior Year</div> <div style="background-color: #dc3545; border-radius: 50%; width: 20px; height: 20px; display: flex; align-items: center; justify-content: center;">✗</div> </div>	<b>Black / African American</b> <i>13 out of 46 Students</i> <b>Score: 28.3%</b> <div style="display: flex; align-items: center; gap: 10px;"> <div style="background-color: #28a745; border-radius: 10px; padding: 5px 10px;">IMPROVING</div> <div style="text-align: center;">-7.4 From Prior Year</div> <div style="background-color: #28a745; border-radius: 50%; width: 20px; height: 20px; display: flex; align-items: center; justify-content: center;">✓</div> </div>
<b>Hispanic / Latino</b> <i>10 out of 20 Students</i> <b>Score: 50.0%</b> <div style="display: flex; align-items: center; gap: 10px;"> <div style="background-color: #6c757d; border-radius: 10px; padding: 5px 10px;">Not Applicable</div> <div style="text-align: center;">No Data Prior Year</div> <div style="background-color: #6c757d; border-radius: 50%; width: 20px; height: 20px; display: flex; align-items: center; justify-content: center;">○</div> </div>	<b>Hispanic / Latino</b> <i>0 out of 20 Students</i> <b>Score: 0.0%</b> <div style="display: flex; align-items: center; gap: 10px;"> <div style="background-color: #6c757d; border-radius: 10px; padding: 5px 10px;">Not Applicable</div> <div style="text-align: center;">No Data Prior Year</div> <div style="background-color: #6c757d; border-radius: 50%; width: 20px; height: 20px; display: flex; align-items: center; justify-content: center;">○</div> </div>
<b>Multi Racial / Other</b> Insufficient Sample	<b>Multi Racial / Other</b> Insufficient Sample
<b>White</b> <i>18 out of 20 Students</i> <b>Score: 90.0%</b> <div style="display: flex; align-items: center; gap: 10px;"> <div style="background-color: #6c757d; border-radius: 10px; padding: 5px 10px;">Not Applicable</div> <div style="text-align: center;">No Data Prior Year</div> <div style="background-color: #6c757d; border-radius: 50%; width: 20px; height: 20px; display: flex; align-items: center; justify-content: center;">○</div> </div>	<b>White</b> <i>0 out of 20 Students</i> <b>Score: 0.0%</b> <div style="display: flex; align-items: center; gap: 10px;"> <div style="background-color: #6c757d; border-radius: 10px; padding: 5px 10px;">Not Applicable</div> <div style="text-align: center;">No Data Prior Year</div> <div style="background-color: #6c757d; border-radius: 50%; width: 20px; height: 20px; display: flex; align-items: center; justify-content: center;">○</div> </div>
<b>American Indian / Alaskan Native</b> Insufficient Sample	<b>American Indian / Alaskan Native</b> Insufficient Sample
<b>Asian</b> Insufficient Sample	<b>Asian</b> Insufficient Sample
<b>Native Hawaiian / Pacific Islander</b> Insufficient Sample	<b>Native Hawaiian / Pacific Islander</b> Insufficient Sample
<b>English Learners</b> Insufficient Sample	<b>English Learners</b> Insufficient Sample
<b>Students with IEPs</b> <i>6 out of 22 Students</i> <b>Score: 27.3%</b> <div style="display: flex; align-items: center; gap: 10px;"> <div style="background-color: #6c757d; border-radius: 10px; padding: 5px 10px;">Not Applicable</div> <div style="text-align: center;">No Data Prior Year</div> <div style="background-color: #6c757d; border-radius: 50%; width: 20px; height: 20px; display: flex; align-items: center; justify-content: center;">○</div> </div>	<b>Students with IEPs</b> <i>6 out of 22 Students</i> <b>Score: 27.3%</b> <div style="display: flex; align-items: center; gap: 10px;"> <div style="background-color: #6c757d; border-radius: 10px; padding: 5px 10px;">Not Applicable</div> <div style="text-align: center;">No Data Prior Year</div> <div style="background-color: #6c757d; border-radius: 50%; width: 20px; height: 20px; display: flex; align-items: center; justify-content: center;">○</div> </div>
<b>Economically Disadvantaged</b> <i>16 out of 53 Students</i> <b>Score: 30.2%</b> <div style="display: flex; align-items: center; gap: 10px;"> <div style="background-color: #dc3545; border-radius: 10px; padding: 5px 10px;">NOT IMPROVING</div> <div style="text-align: center;">-14.2 From Prior Year</div> <div style="background-color: #dc3545; border-radius: 50%; width: 20px; height: 20px; display: flex; align-items: center; justify-content: center;">✗</div> </div>	<b>Economically Disadvantaged</b> <i>13 out of 53 Students</i> <b>Score: 24.5%</b> <div style="display: flex; align-items: center; gap: 10px;"> <div style="background-color: #ffc107; border-radius: 10px; padding: 5px 10px;">MAINTAINING</div> <div style="text-align: center;">+0.1 From Prior Year</div> <div style="background-color: #ffc107; border-radius: 50%; width: 20px; height: 20px; display: flex; align-items: center; justify-content: center;">—</div> </div>

\* Schools that are performing at the most positive value for a metric automatically receive a label of "Improving", even if no change in performance occurred.

# Math & Science: Every Student Performs On or Above Grade Level

## Goal 3 - PSSA Math Proficiency, Grades 3-8

School Code | 3341 School Name | Independence Charter School

PSSA Math: % of Students Proficient or Advanced, Grades 3-8	PSSA Math: % of Students Below Basic, Grades 3-8
<b>All Students</b> 203 out of 469 Students <b>Score: 43.3%</b> <div style="display: flex; align-items: center; gap: 10px;"> <div style="background-color: #28a745; color: white; padding: 5px 10px; border-radius: 15px;">IMPROVING</div> <div style="text-align: center;">+9.8 From Prior Year</div> <div style="color: green; font-size: 24px;">✓</div> </div>	<b>All Students</b> 128 out of 469 Students <b>Score: 27.3%</b> <div style="display: flex; align-items: center; gap: 10px;"> <div style="background-color: #28a745; color: white; padding: 5px 10px; border-radius: 15px;">IMPROVING</div> <div style="text-align: center;">-10.2 From Prior Year</div> <div style="color: green; font-size: 24px;">✓</div> </div>
<b>Black / African American</b> 43 out of 202 Students <b>Score: 21.3%</b> <div style="display: flex; align-items: center; gap: 10px;"> <div style="background-color: #28a745; color: white; padding: 5px 10px; border-radius: 15px;">IMPROVING</div> <div style="text-align: center;">+8.8 From Prior Year</div> <div style="color: green; font-size: 24px;">✓</div> </div>	<b>Black / African American</b> 90 out of 202 Students <b>Score: 44.6%</b> <div style="display: flex; align-items: center; gap: 10px;"> <div style="background-color: #28a745; color: white; padding: 5px 10px; border-radius: 15px;">IMPROVING</div> <div style="text-align: center;">-14.4 From Prior Year</div> <div style="color: green; font-size: 24px;">✓</div> </div>
<b>Hispanic / Latino</b> 41 out of 114 Students <b>Score: 36.0%</b> <div style="display: flex; align-items: center; gap: 10px;"> <div style="background-color: #28a745; color: white; padding: 5px 10px; border-radius: 15px;">IMPROVING</div> <div style="text-align: center;">+13.0 From Prior Year</div> <div style="color: green; font-size: 24px;">✓</div> </div>	<b>Hispanic / Latino</b> 27 out of 114 Students <b>Score: 23.7%</b> <div style="display: flex; align-items: center; gap: 10px;"> <div style="background-color: #28a745; color: white; padding: 5px 10px; border-radius: 15px;">IMPROVING</div> <div style="text-align: center;">-15.6 From Prior Year</div> <div style="color: green; font-size: 24px;">✓</div> </div>
<b>Multi Racial / Other</b> 12 out of 20 Students <b>Score: 60.0%</b> <div style="display: flex; align-items: center; gap: 10px;"> <div style="background-color: #28a745; color: white; padding: 5px 10px; border-radius: 15px;">IMPROVING</div> <div style="text-align: center;">+18.6 From Prior Year</div> <div style="color: green; font-size: 24px;">✓</div> </div>	<b>Multi Racial / Other</b> 4 out of 20 Students <b>Score: 20.0%</b> <div style="display: flex; align-items: center; gap: 10px;"> <div style="background-color: #ffc107; color: white; padding: 5px 10px; border-radius: 15px;">MAINTAINING</div> <div style="text-align: center;">-0.7 From Prior Year</div> <div style="color: orange; font-size: 24px;">—</div> </div>
<b>White</b> 91 out of 112 Students <b>Score: 81.3%</b> <div style="display: flex; align-items: center; gap: 10px;"> <div style="background-color: #28a745; color: white; padding: 5px 10px; border-radius: 15px;">IMPROVING</div> <div style="text-align: center;">+11.7 From Prior Year</div> <div style="color: green; font-size: 24px;">✓</div> </div>	<b>White</b> 5 out of 112 Students <b>Score: 4.5%</b> <div style="display: flex; align-items: center; gap: 10px;"> <div style="background-color: #28a745; color: white; padding: 5px 10px; border-radius: 15px;">IMPROVING</div> <div style="text-align: center;">-5.1 From Prior Year</div> <div style="color: green; font-size: 24px;">✓</div> </div>
<b>American Indian / Alaskan Native</b> Insufficient Sample	<b>American Indian / Alaskan Native</b> Insufficient Sample
<b>Asian</b> 16 out of 21 Students <b>Score: 76.2%</b> <div style="display: flex; align-items: center; gap: 10px;"> <div style="background-color: #dc3545; color: white; padding: 5px 10px; border-radius: 15px;">NOT IMPROVING</div> <div style="text-align: center;">-1.1 From Prior Year</div> <div style="color: red; font-size: 24px;">✗</div> </div>	<b>Asian</b> 2 out of 21 Students <b>Score: 9.5%</b> <div style="display: flex; align-items: center; gap: 10px;"> <div style="background-color: #ffc107; color: white; padding: 5px 10px; border-radius: 15px;">MAINTAINING</div> <div style="text-align: center;">+0.4 From Prior Year</div> <div style="color: orange; font-size: 24px;">—</div> </div>
<b>Native Hawaiian / Pacific Islander</b> Insufficient Sample	<b>Native Hawaiian / Pacific Islander</b> Insufficient Sample
<b>English Learners</b> 7 out of 38 Students <b>Score: 18.4%</b> <div style="display: flex; align-items: center; gap: 10px;"> <div style="background-color: #28a745; color: white; padding: 5px 10px; border-radius: 15px;">IMPROVING</div> <div style="text-align: center;">+14.9 From Prior Year</div> <div style="color: green; font-size: 24px;">✓</div> </div>	<b>English Learners</b> 13 out of 38 Students <b>Score: 34.2%</b> <div style="display: flex; align-items: center; gap: 10px;"> <div style="background-color: #28a745; color: white; padding: 5px 10px; border-radius: 15px;">IMPROVING</div> <div style="text-align: center;">-17.5 From Prior Year</div> <div style="color: green; font-size: 24px;">✓</div> </div>
<b>Students with IEPs</b> 26 out of 111 Students <b>Score: 23.4%</b> <div style="display: flex; align-items: center; gap: 10px;"> <div style="background-color: #28a745; color: white; padding: 5px 10px; border-radius: 15px;">IMPROVING</div> <div style="text-align: center;">+10.2 From Prior Year</div> <div style="color: green; font-size: 24px;">✓</div> </div>	<b>Students with IEPs</b> 58 out of 111 Students <b>Score: 52.3%</b> <div style="display: flex; align-items: center; gap: 10px;"> <div style="background-color: #28a745; color: white; padding: 5px 10px; border-radius: 15px;">IMPROVING</div> <div style="text-align: center;">-11.0 From Prior Year</div> <div style="color: green; font-size: 24px;">✓</div> </div>
<b>Economically Disadvantaged</b> 81 out of 283 Students <b>Score: 28.6%</b> <div style="display: flex; align-items: center; gap: 10px;"> <div style="background-color: #28a745; color: white; padding: 5px 10px; border-radius: 15px;">IMPROVING</div> <div style="text-align: center;">+7.1 From Prior Year</div> <div style="color: green; font-size: 24px;">✓</div> </div>	<b>Economically Disadvantaged</b> 105 out of 283 Students <b>Score: 37.1%</b> <div style="display: flex; align-items: center; gap: 10px;"> <div style="background-color: #28a745; color: white; padding: 5px 10px; border-radius: 15px;">IMPROVING</div> <div style="text-align: center;">-11.9 From Prior Year</div> <div style="color: green; font-size: 24px;">✓</div> </div>

\* Schools that are performing at the most positive value for a metric automatically receive a label of "Improving", even if no change in performance occurred.

# Math & Science: Every Student Performs On or Above Grade Level

## PSSA Math Proficiency, Grade 3

School Code | 3341 School Name | Independence Charter School

PSSA Math: % of Students Proficient or Advanced, Grade 3	PSSA Math: % of Students Below Basic, Grade 3
<b>All Students</b> 33 out of 88 Students <b>Score: 37.5%</b> <div style="display: flex; align-items: center; gap: 10px;"> <div style="background-color: #28a745; color: white; padding: 5px 10px; border-radius: 15px;">IMPROVING</div> <div style="text-align: center;">+3.8 From Prior Year</div> <div style="font-size: 2em;">✔</div> </div>	<b>All Students</b> 27 out of 88 Students <b>Score: 30.7%</b> <div style="display: flex; align-items: center; gap: 10px;"> <div style="background-color: #28a745; color: white; padding: 5px 10px; border-radius: 15px;">IMPROVING</div> <div style="text-align: center;">-5.4 From Prior Year</div> <div style="font-size: 2em;">✔</div> </div>
<b>Black / African American</b> 8 out of 46 Students <b>Score: 17.4%</b> <div style="display: flex; align-items: center; gap: 10px;"> <div style="background-color: #ffc107; color: white; padding: 5px 10px; border-radius: 15px;">MAINTAINING</div> <div style="text-align: center;">+0.3 From Prior Year</div> <div style="font-size: 2em;">—</div> </div>	<b>Black / African American</b> 20 out of 46 Students <b>Score: 43.5%</b> <div style="display: flex; align-items: center; gap: 10px;"> <div style="background-color: #28a745; color: white; padding: 5px 10px; border-radius: 15px;">IMPROVING</div> <div style="text-align: center;">-7.7 From Prior Year</div> <div style="font-size: 2em;">✔</div> </div>
<b>Hispanic / Latino</b> 7 out of 20 Students <b>Score: 35.0%</b> <div style="display: flex; align-items: center; gap: 10px;"> <div style="background-color: #6c757d; color: white; padding: 5px 10px; border-radius: 15px;">Not Applicable</div> <div style="text-align: center;">No Data Prior Year</div> <div style="font-size: 2em;">○</div> </div>	<b>Hispanic / Latino</b> 7 out of 20 Students <b>Score: 35.0%</b> <div style="display: flex; align-items: center; gap: 10px;"> <div style="background-color: #6c757d; color: white; padding: 5px 10px; border-radius: 15px;">Not Applicable</div> <div style="text-align: center;">No Data Prior Year</div> <div style="font-size: 2em;">○</div> </div>
<b>Multi Racial / Other</b> Insufficient Sample	<b>Multi Racial / Other</b> Insufficient Sample
<b>White</b> 17 out of 20 Students <b>Score: 85.0%</b> <div style="display: flex; align-items: center; gap: 10px;"> <div style="background-color: #6c757d; color: white; padding: 5px 10px; border-radius: 15px;">Not Applicable</div> <div style="text-align: center;">No Data Prior Year</div> <div style="font-size: 2em;">○</div> </div>	<b>White</b> 0 out of 20 Students <b>Score: 0.0%</b> <div style="display: flex; align-items: center; gap: 10px;"> <div style="background-color: #6c757d; color: white; padding: 5px 10px; border-radius: 15px;">Not Applicable</div> <div style="text-align: center;">No Data Prior Year</div> <div style="font-size: 2em;">○</div> </div>
<b>American Indian / Alaskan Native</b> Insufficient Sample	<b>American Indian / Alaskan Native</b> Insufficient Sample
<b>Asian</b> Insufficient Sample	<b>Asian</b> Insufficient Sample
<b>Native Hawaiian / Pacific Islander</b> Insufficient Sample	<b>Native Hawaiian / Pacific Islander</b> Insufficient Sample
<b>English Learners</b> Insufficient Sample	<b>English Learners</b> Insufficient Sample
<b>Students with IEPs</b> 8 out of 22 Students <b>Score: 36.4%</b> <div style="display: flex; align-items: center; gap: 10px;"> <div style="background-color: #6c757d; color: white; padding: 5px 10px; border-radius: 15px;">Not Applicable</div> <div style="text-align: center;">No Data Prior Year</div> <div style="font-size: 2em;">○</div> </div>	<b>Students with IEPs</b> 7 out of 22 Students <b>Score: 31.8%</b> <div style="display: flex; align-items: center; gap: 10px;"> <div style="background-color: #6c757d; color: white; padding: 5px 10px; border-radius: 15px;">Not Applicable</div> <div style="text-align: center;">No Data Prior Year</div> <div style="font-size: 2em;">○</div> </div>
<b>Economically Disadvantaged</b> 11 out of 53 Students <b>Score: 20.8%</b> <div style="display: flex; align-items: center; gap: 10px;"> <div style="background-color: #dc3545; color: white; padding: 5px 10px; border-radius: 15px;">NOT IMPROVING</div> <div style="text-align: center;">-5.4 From Prior Year</div> <div style="font-size: 2em;">✘</div> </div>	<b>Economically Disadvantaged</b> 23 out of 53 Students <b>Score: 43.4%</b> <div style="display: flex; align-items: center; gap: 10px;"> <div style="background-color: #dc3545; color: white; padding: 5px 10px; border-radius: 15px;">NOT IMPROVING</div> <div style="text-align: center;">+6.4 From Prior Year</div> <div style="font-size: 2em;">✘</div> </div>

\* Schools that are performing at the most positive value for a metric automatically receive a label of "Improving", even if no change in performance occurred.



# Math & Science: Every Student Performs On or Above Grade Level

## PSSA Science Proficiency, Grades 4 and 8

School Code | 3341 School Name | Independence Charter School

PSSA Science: % of Students Proficient or Advanced, Grades 4 & 8	PSSA Science: % of Students Below Basic, Grades 4 & 8
<b>All Students</b> <i>104 out of 150 Students</i> <b>Score: 69.3%</b> <div style="display: inline-block; border: 1px solid gray; padding: 2px;">IMPROVING</div> <span style="margin-left: 10px;">+8.9 From Prior Year</span>	<b>All Students</b> <i>11 out of 150 Students</i> <b>Score: 7.3%</b> <div style="display: inline-block; border: 1px solid gray; padding: 2px;">IMPROVING</div> <span style="margin-left: 10px;">-12.2 From Prior Year</span>
<b>Black / African American</b> <i>28 out of 59 Students</i> <b>Score: 47.5%</b> <div style="display: inline-block; border: 1px solid gray; padding: 2px;">IMPROVING</div> <span style="margin-left: 10px;">+5.8 From Prior Year</span>	<b>Black / African American</b> <i>8 out of 59 Students</i> <b>Score: 13.6%</b> <div style="display: inline-block; border: 1px solid gray; padding: 2px;">IMPROVING</div> <span style="margin-left: 10px;">-11.4 From Prior Year</span>
<b>Hispanic / Latino</b> <i>26 out of 37 Students</i> <b>Score: 70.3%</b> <div style="display: inline-block; border: 1px solid gray; padding: 2px;">IMPROVING</div> <span style="margin-left: 10px;">+15.5 From Prior Year</span>	<b>Hispanic / Latino</b> <i>2 out of 37 Students</i> <b>Score: 5.4%</b> <div style="display: inline-block; border: 1px solid gray; padding: 2px;">IMPROVING</div> <span style="margin-left: 10px;">-23.2 From Prior Year</span>
<b>Multi Racial / Other</b> Insufficient Sample	<b>Multi Racial / Other</b> Insufficient Sample
<b>White</b> <i>38 out of 39 Students</i> <b>Score: 97.4%</b> <div style="display: inline-block; border: 1px solid gray; padding: 2px;">IMPROVING</div> <span style="margin-left: 10px;">+10.2 From Prior Year</span>	<b>White</b> <i>0 out of 39 Students</i> <b>Score: 0.0%</b> <div style="display: inline-block; border: 1px solid gray; padding: 2px;">IMPROVING</div> <span style="margin-left: 10px;">-5.1 From Prior Year</span>
<b>American Indian / Alaskan Native</b> Insufficient Sample	<b>American Indian / Alaskan Native</b> Insufficient Sample
<b>Asian</b> Insufficient Sample	<b>Asian</b> Insufficient Sample
<b>Native Hawaiian / Pacific Islander</b> Insufficient Sample	<b>Native Hawaiian / Pacific Islander</b> Insufficient Sample
<b>English Learners</b> Insufficient Sample	<b>English Learners</b> Insufficient Sample
<b>Students with IEPs</b> <i>10 out of 33 Students</i> <b>Score: 30.3%</b> <div style="display: inline-block; border: 1px solid gray; padding: 2px;">IMPROVING</div> <span style="margin-left: 10px;">+2.2 From Prior Year</span>	<b>Students with IEPs</b> <i>10 out of 33 Students</i> <b>Score: 30.3%</b> <div style="display: inline-block; border: 1px solid gray; padding: 2px;">IMPROVING</div> <span style="margin-left: 10px;">-19.7 From Prior Year</span>
<b>Economically Disadvantaged</b> <i>50 out of 88 Students</i> <b>Score: 56.8%</b> <div style="display: inline-block; border: 1px solid gray; padding: 2px;">IMPROVING</div> <span style="margin-left: 10px;">+12.6 From Prior Year</span>	<b>Economically Disadvantaged</b> <i>11 out of 88 Students</i> <b>Score: 12.5%</b> <div style="display: inline-block; border: 1px solid gray; padding: 2px;">IMPROVING</div> <span style="margin-left: 10px;">-15.4 From Prior Year</span>

\* Schools that are performing at the most positive value for a metric automatically receive a label of "Improving", even if no change in performance occurred.